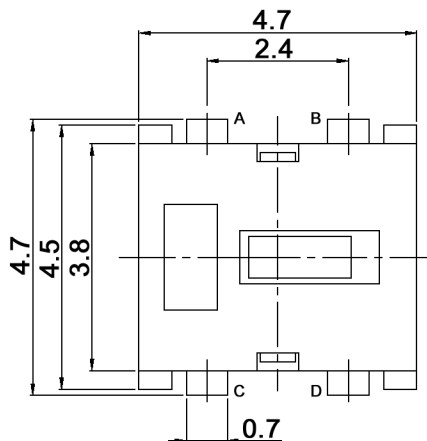
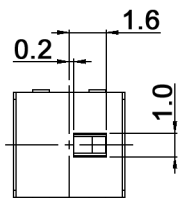
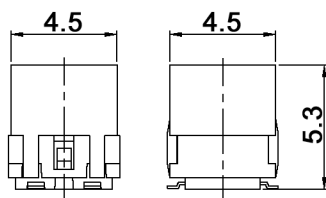
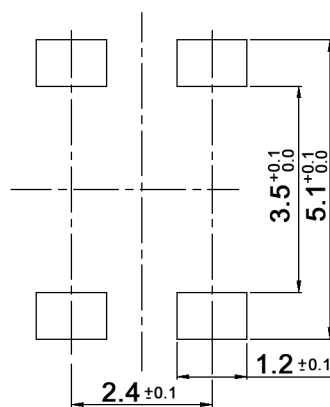


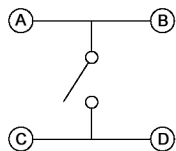
COVER



P.C.B. LAYOUT



CIRCUIT DIAGRAM



Compliance: RohS II (2011/65/EU)

Tolerances: max. ±0.20mm	Date	Name
	01/15	dr
Temperatures	07/15	dr
Modifications	Date	Name

DTS 309 C-T-K

knitter-switch

30 32 41

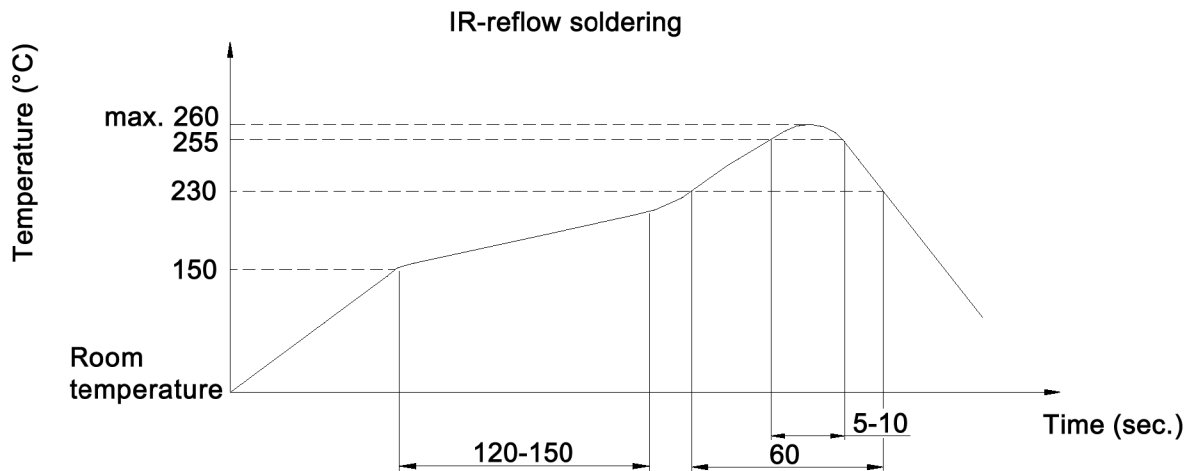
Page

1/2

Specifications:

Contact rating: 1mA, 5V DC
Contact resistance: 10hm max.
Insulation resistance: 100MOhm min. at 100V DC for 1 minute +/-5sec.
Dielectric strength: 100V AC (50/60Hz) for 1 minute
Operating temperature: -40°C to +85°C
Storage temperature: -40°C to +85°C
Electrical life: 100 000 cycles min.
Operating force: 40gf max.
Material: Terminal: phosphor bronze, silver plated
 Base: high-temp. thermoplastic nylon UL94V-0, molded black
 Contact: stainless steel, silver cladding
 Stem / cover: high-temp. thermoplastic LCP, molded black

Soldering conditions:



Compliance: RohS II (2011/65/EU)

Tolerances: max. ±0.20mm	Date	Name	DTS 309 C-T-K
	01/15	dr	
			30 32 41
			Page
			2/2
Modifications	Date	Name	